

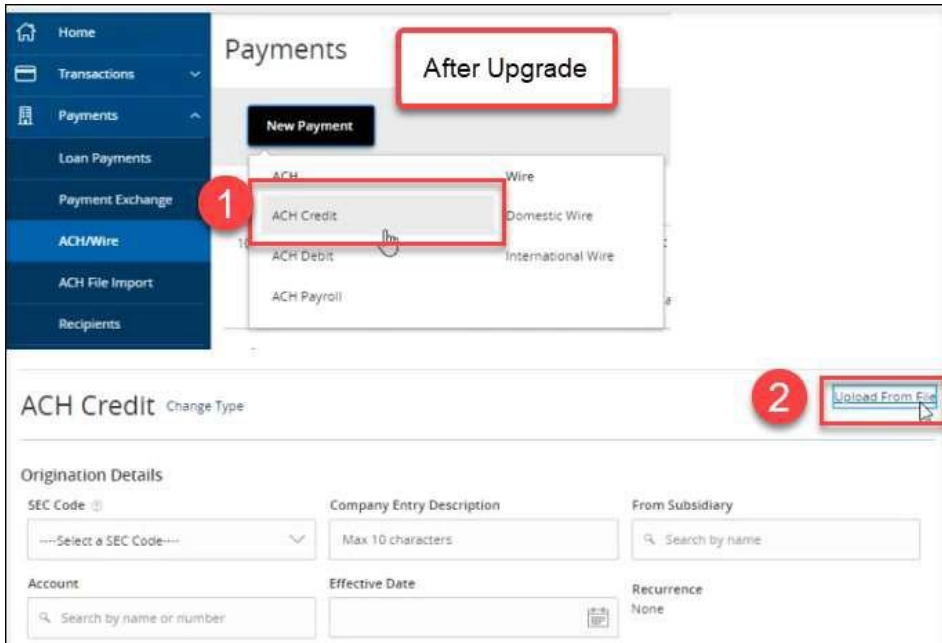
Business Online Banking Upgrade 2021 Enhancements List

Payment From File Location Changed	This is now located under ACH Credit payment type. The Upload From File hyperlink is now available on the ACH Credit screen.
Dual Approval Available for Recipient Maintenance	Clients will now be able to request dual approval for set up and changes to recipients.
Home Screen Widgets	Three quick access widgets have been added to the home screen for easy viewing and access. The client can disable them, if desired, under Settings and Home Page Preferences . The widgets included Locked Logins , Approvals Needed and Favorites Reports .
IBAN Format Validation	Business Online Banking will now verify the IBAN format to ensure the correct number of characters are entered. It <u>does not</u> verify if the IBAN itself is correct.
SWIFT/BIC Look-Up	This enhancement looks up and adds SWIFT/BIC data when searching for a Financial Institution under wires.
Recipient Filters and Close Functionality	Filters for Pre-Notes in addition to Paid and Unpaid filters have been added to single and templated payments. The calculations in the banner at the bottom of the screen also calculate the number of Pre-Notes. Recipient records can now be collapsed and closed with a click of the mouse.
Daily Occurrence Available for Payments	Clients can now choose Daily (Monday-Friday) as a recurrence type under Scheduled Recurring Transactions and can have as many as 999 recurrences.
Prompts and Highlights for Missing or Incorrect Required Data	Clients will see a pop-up for missing or incorrect required data. This includes a prompt to correct wire recipient address data to a physical address.
Alerts Enhancement	Clients can now choose the frequency for their alerts.
Reporting Enhancement	Clients can name their reports without pre-fill data and choose today's date under Custom Dates.
File Mapping Enhancement	Clients can make mapping changes without having to remap the entire file.

Business Online Banking Upgrade 2021

Payment From File location has changed

The *Payment From File* upload link has been moved under the **ACH Credit, ACH Debit, ACH Payroll** payment type. Before it was in a separate “Other” category on the New Payment type window. See the before and after images below.



Dual Approval Available Upon Request for Recipient Maintenance

Dual approval for adding, maintaining, and deleting recipients has been added. Please contact Treasury Management to add this feature.

Recipients

[New Recipient](#)

Name	Email Address	Number of Accounts	Actions
Test		1	Click to view recipient actions
Test		1	Review Changes
TESTNAME		1	View Change History
			Payment History

Review New Recipient TESTNAME

⚠ This recipient has changes that must be approved.

Created by Ramya Vadloori at 09:36AM 06/10/2021

Recipient Details

ADDED	Nickname	Email notifications	ACH Name
	TESTNAME	No	TESTNAME

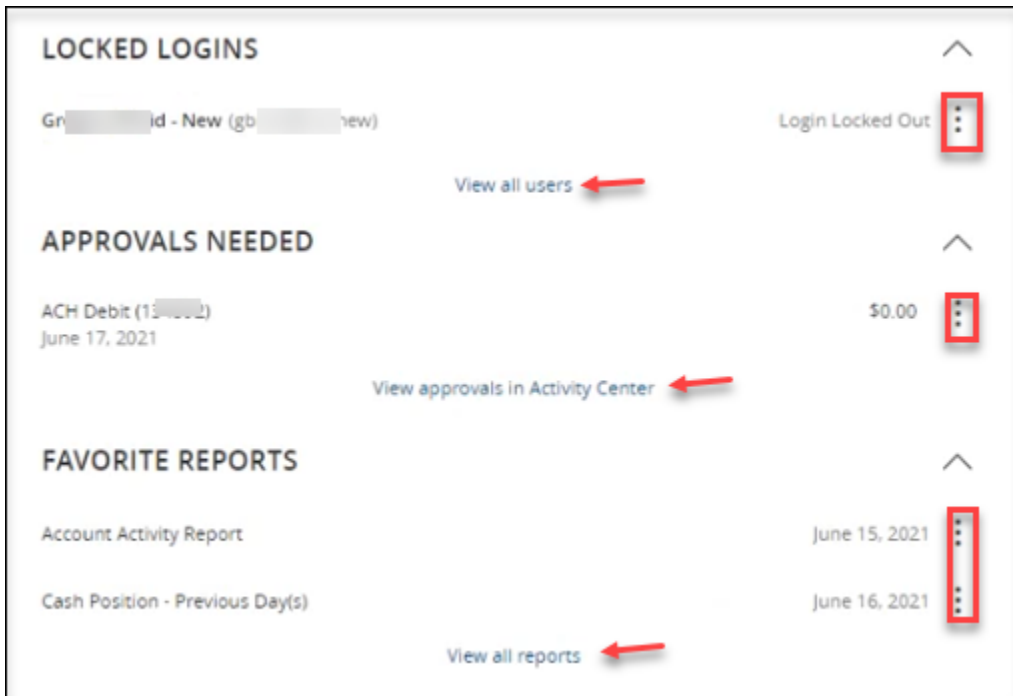
Accounts

ADDED	Checking - *8987	ACH Only	Account No. () 87	View Details
--------------	------------------	----------	--------------------	------------------------------

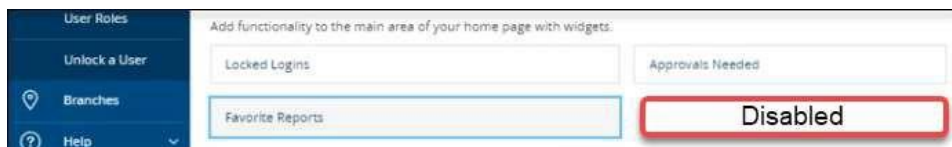
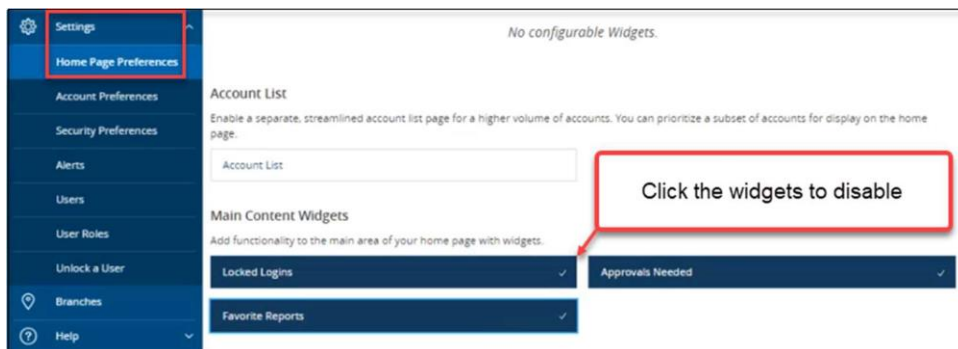
[Cancel](#) [Reject New Recipient](#) [Approve New Recipient](#)

Home Screen Widgets

Three quick access widgets have been added to the home screen for easy viewing. Now access Locked Logins, Approvals and Favorite reports from the home page. These are still available under the Settings, Activity Center or Reports.

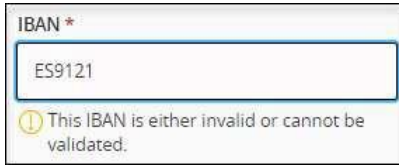


Widgets can be turned off by navigating to the Home Page Preferences under Settings and clicking the widgets to unhighlight or disable.



IBAN Format Validation for Wires

An enhancement has been added to the IBAN field that validates the format of the IBAN entered. This does not validate the number itself but will help minimize errors by checking the number of characters in the IBAN.



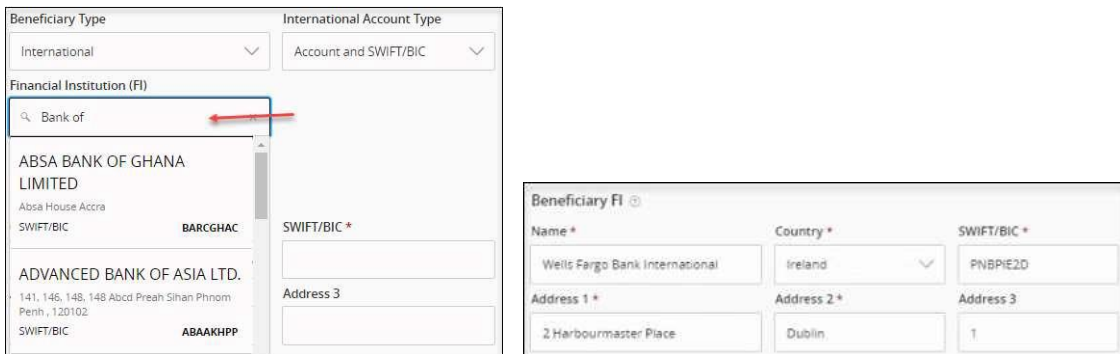
IBAN *

ES9121

⚠ This IBAN is either invalid or cannot be validated.

Swift/BIC Look-Up

A convenient enhancement has been added to look up SWIFT/BIC info for Financial Institutions under the wires function. Once a selection is made the information will populate in the appropriate fields



Beneficiary Type: International

International Account Type: Account and SWIFT/BIC

Financial Institution (FI)

Bank of

ABSA BANK OF GHANA LIMITED
Absa House Accra
SWIFT/BIC: BARCGHAC

ADVANCED BANK OF ASIA LTD.
141, 146, 148, 149 Abcd Preah Sihan Phnom Penh, 120102
SWIFT/BIC: ABAKHPP

Beneficiary FI

Name *: Wells Fargo Bank International

Country *: Ireland

SWIFT/BIC *: PNBPIE2D

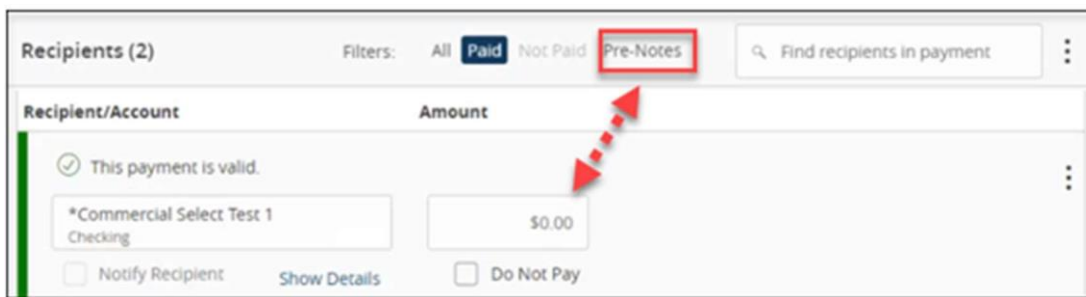
Address 1 *: 2 Harbourmaster Place

Address 2 *: Dublin

Address 3: 1

Recipient Filters and Close Functionality

Recipient filters added to easily locate Pre-Notes.



Recipients (2)

Filters: All Paid Not Paid Pre-Notes

Find recipients in payment

Recipient/Account

Amount


✓ This payment is valid.

*Commercial Select Test 1
Checking

\$0.00

Notify Recipient Show Details Do Not Pay

Pre-note quantities and amounts are now listed in the banner at the bottom of the recipient screen.

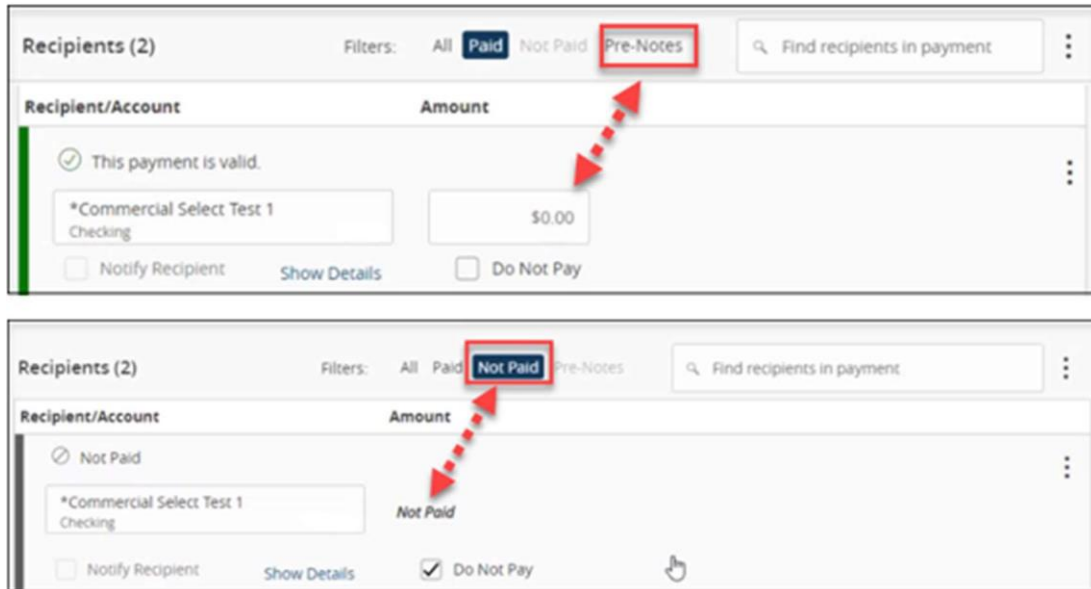


\$2.01

3 collections (1 for \$0.00)

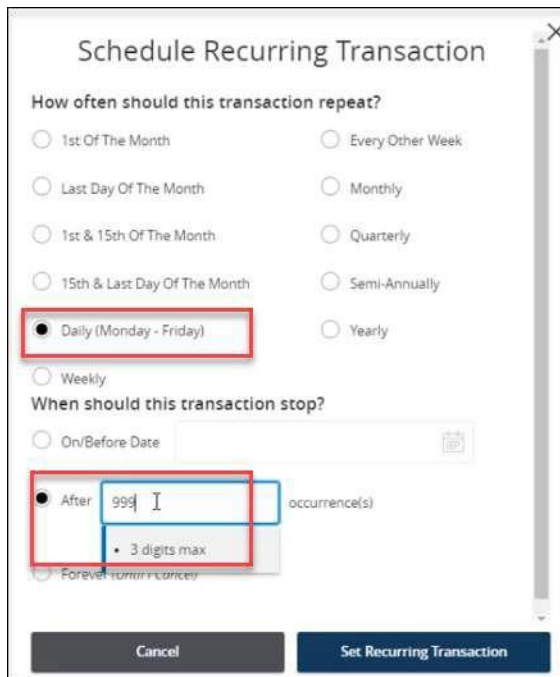
Cancel Draft Approve

The Pre-Note filter in addition to All, Paid and Not Paid are available from the templates and single payments. Recipient records can now be closed and collapsed with a mouse click on the record.



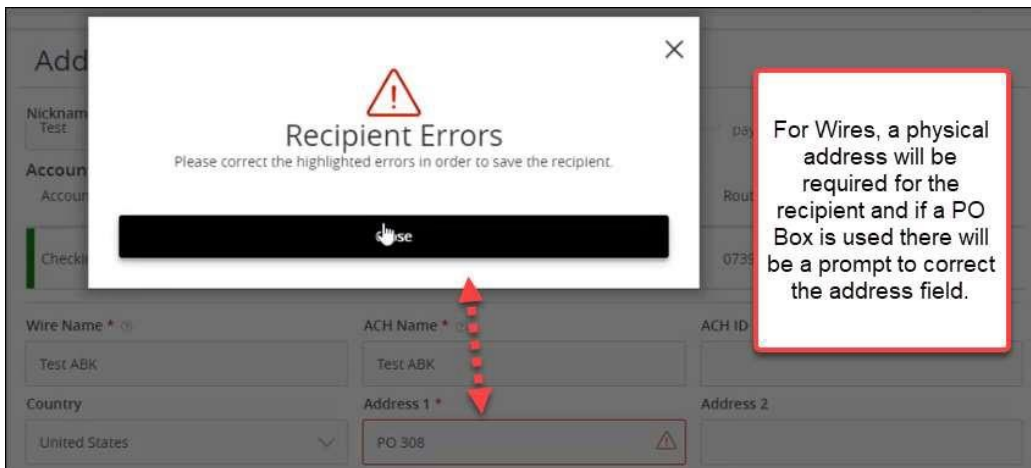
Daily Occurrence Available for Payments

For recurring transactions Daily (Monday-Friday) has been added as a recurrence type and you can have a max of 999 recurrences scheduled.



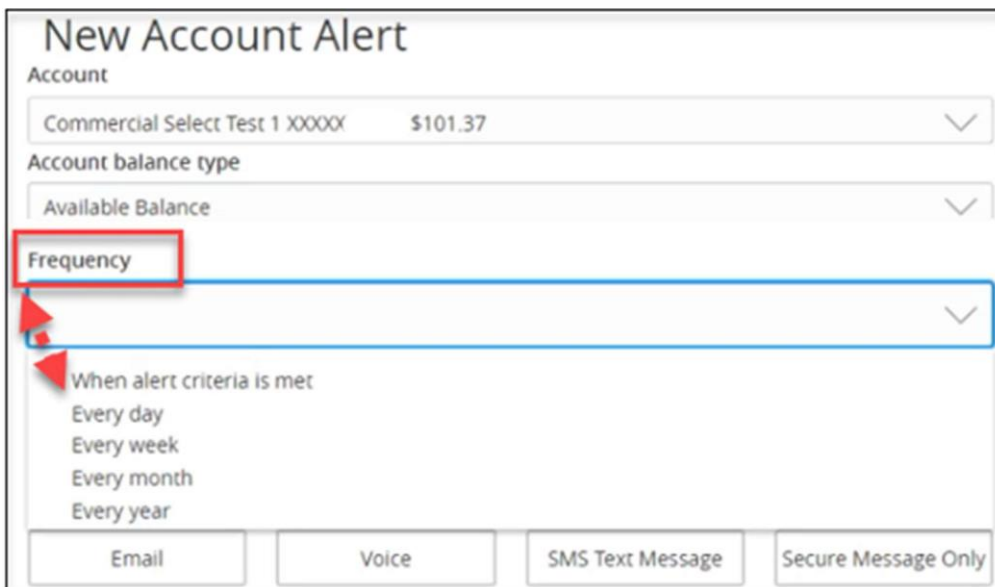
Prompts and Highlights for Missing or Incorrect Required Data

There is now a prompt and highlight to ensure a physical address is used for wire recipients.



Additionally, missing data from required fields will receive prompts and highlights similar to what shows above as well.

Alerts Enhancement



Reporting Enhancement

When maintaining reports, the name field has been changed to allow user to input report name, and it no longer prefills a name. Under the Custom Dates user can now choose today as a date to run the report.

The screenshot shows the 'New Account Activity Report' form. At the top, it states 'This report will generate the following file formats: PDF, CSV, BAI'. Below this, there are radio buttons for 'Private' and 'Shared', with 'Shared' selected. A red box highlights the text input field 'What do you want to name the report?'. Underneath, there is a section for 'What account(s) do you want to include?' with an unchecked checkbox for 'All Accounts (9)' and a prompt to 'Select specific account(s)'. The 'What dates do you want to include?' section has a dropdown menu set to 'Custom Dates'. Below this, there are 'Start date' and 'End date' input fields, each with a calendar icon. A calendar is open for June 2021, with the date '16' highlighted and labeled 'TODAY'. A red dashed arrow points from the 'TODAY' label to the 'Start date' input field. At the bottom right, there are two buttons: 'Create and Run' and 'Create'.

File Mapping Enhancement

File mapping changes can now be done without having to remap the entire file.

The screenshot shows a dialog box titled 'How would you like to insert a column?'. It has two radio buttons: 'Before' and 'After', with 'After' selected. Below the radio buttons, there is a dropdown menu with 'Column_1' selected. Underneath, there is a section labeled 'System Field' with a dropdown menu showing 'Recipient: Display Name'.